



# Galloway Group

## FIRE RATED VENTILATION DUCTWORK SYSTEMS

From our roots in sheet metal work, the Galloway Group have been at the forefront of the ductwork industry for decades. We have continually expanded and diversified, but our aim remains the same: to provide our customers with the best products and services available.

Throughout this time the Galloway Group have utilised various forms of Fire Resistant ductwork, but since its development in 1999, the Fenland system has proved to be the right product for the job and the Galloway Group are proud to incorporate it within our ever growing product portfolio.



**Approximately 85% of deaths in fire situations are caused by smoke inhalation. Non-fire resisting ductwork systems can be responsible for allowing the initial spread of fire between compartments, and by allowing the rapid spread of smoke and decomposition products. The correct use of fire resistant ductwork will maintain fire compartmentation and assist in the safe dispersal of smoke and hazardous fumes.**

## Building Regulations

*The Building Regulations require that to limit the spread of Fire all new buildings should be sub-divided into separate Fire Compartments. Obviously this sub-division can have potential areas of weakness, namely Doors, Windows, Service Penetrations and particularly Ventilation ducts which can easily assist in the spread of fire.*

*British Standard BS5588 Part 9 sets out 3 methods of Fire protection for Ventilation ductwork.*

**Method 1: The Use of Fire Dampers** – Fire is isolated in the compartment of origin by the automatic actuation of Fire Dampers within the ductwork system; As this method blocks the passage of air this is not acceptable where ventilation requires to be maintained, or where the use of Fire Dampers is not permitted. (i.e. Smoke Extracts, Car Park Extracts, Kitchen Extract & Pressurisation Systems.) It should also be noted that wherever a ventilation duct crosses an escape route without serving that area, as well as the use of Fire Dampers, this duct must be protected to method 2, or method 3.

**Method 2: Protective Enclosures** – A services shaft is constructed through which the ventilation ductwork passes, if this enclosure is constructed to the highest standard of fire resistance of the structure through which it penetrates, it forms a compartment known as a protected shaft. Fire dampers require to be installed where ventilation ductwork enters or exits this shaft. However if there is only one duct and no other services within the shaft between the fire compartment and the outside of the building, then no fire dampers will be required.

**Method 3: Fire Resisting Ductwork** – The ductwork itself forms a protected shaft, the fire resistance may be achieved by the ductwork material itself, or by the application of a protective material, providing that the protected duct is constructed to the standard by which the product was originally tested and certified. The fire resistance of the ductwork when tested from either side, should not be less than the fire resistance required for the elements of construction in the area/compartment through which it passes.

All fire resistant ductwork must be tested to BS476 part:24, or the appropriate National Standard by a recognised NAMAS/UKAS Accredited Laboratory.

**The Fenland Fire Duct System** is an augmented ductwork construction utilising the latest manufacturing techniques to which an intumescent coating is factory applied.

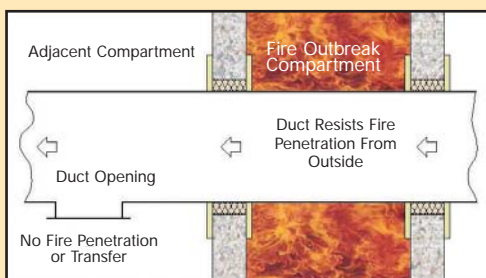
As the coating is spray applied, this allows the ductwork system to be manufactured in any cross sectional shape to suit the application, producing a flanged single skin Fire Rated Ductwork system giving Stability and Integrity of up to 4 hours. This provides wipe clean surfaces both internally and externally and can be delivered to site in manageable sections for ease of assembly.

Manufacturing in this manner gives total flexibility over the design of the system, and allows the externally applied insulation requirements to be fine-tuned to meet the varied requirements of each particular type of Fire rated ductwork system.

The Fenland Fire Duct System complies with the requirements of Method 3 of BS 5588 part 9: 1989, and has been fully tested in accordance with BS 476 part 24: 1987 (ISO 6944: 1985).

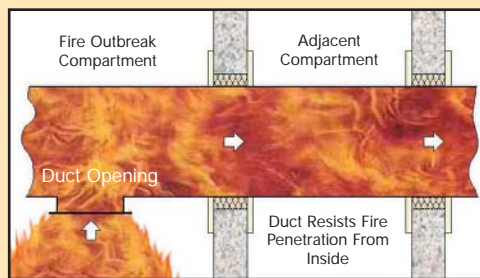
The Fenland Fire Duct System has been assessed by the BRE Centre for Fire Resistance (formerly the Loss Prevention Council) as being suitable for use as, **"a Fire Rated Ventilation Duct, a Smoke Extract/Outlet Duct or a Kitchen Extract Duct."**

**TYPE A DUCT  
(fire outside)**



Up to 4hours - Stability, integrity and Insulation.  
Typical for Escape Lobby Ventilation and Staircase Pressurisation Systems.

**TYPE B DUCT  
(fire inside)**



Up to 3hours - Stability, integrity and 2hours Insulation.  
Typical for Kitchen Extract, Smoke Extract and other Fire Rated Systems.

In accordance with BS 476 Part 24 : 1987 the fire resistance of ventilation ductwork shall be expressed in minutes of duration of heating in accordance with the ISO 834 : 1985 (Cellulosic - Standard Time/Temperature Curve) until failure occurs to one or more of the following criteria – **Stability / Integrity / Insulation**

**Stability:** Stability failure shall be deemed to have occurred in duct A within the furnace and in ducts A and B outside the furnace when the duct no longer fulfils its intended function. (For smoke outlet ducts stability failure will also be deemed to have occurred when there is any restriction of the cross-sectional area of the duct to 75% or less of its original area)

**Integrity:** The presence and formation of any cracks, holes or other openings outside the furnace through which flames or hot gases can pass.

**Insulation:** Insulation failure shall be deemed to have occurred when the temperature rise above initial ambient on the unexposed surface of the duct outside the furnace exceeds either:

- 140 °C as an average value above ambient
- or
- 180 °C as a maximum value above ambient

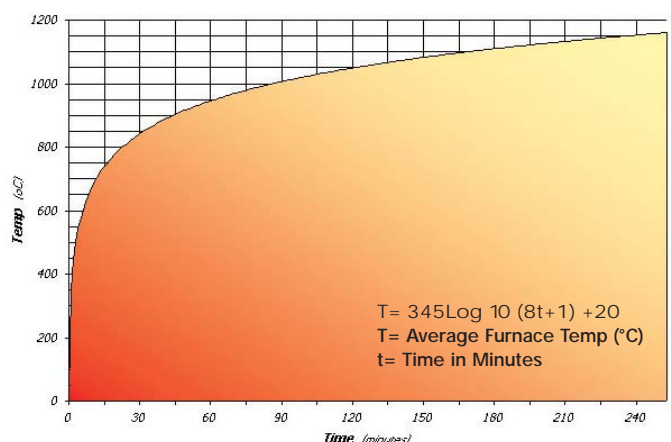
For a Kitchen extract duct (Type A) these temperature limits also apply to the inside surface of the duct within the furnace.

**Fire Resisting Ventilation Duct:** A duct or ductwork system used for the distribution, or extraction of air, designed and tested to satisfy the criteria of test defined in British Standard BS476 part 24:1987 (ISO 6944:1985), (Duct Type A & Duct Type B).

**Smoke Extract/Outlet Duct:** A duct or ductwork system used for the extraction of products of combustion, designed and tested to satisfy the criteria of test defined in British Standard BS476 part 24:1987 (ISO 6944:1985), (Duct Type B). Additionally this duct must prove by test that within the fire compartment, its cross sectional area is maintained above 75% when subjected to the full fire temperature.

**Kitchen Extract Duct:** A duct or ductwork system that is entirely independent of any other duct or ductwork system within a building, which serves as an extract for non-domestic kitchens (BS5588 part 9:1999 clause 6.4.6.2 refers). Designed and tested to satisfy the criteria of test defined in British Standard BS476 part 24:1987 (ISO 6944:1985), (Duct Type A & Duct Type B). Note; Testing of both types A & B are equally important, as due to the likelihood of combustible deposits within the duct it is necessary to protect both the duct and the adjacent compartment from ignition due to radiated heat.

**Cellulosic - Standard Time/Temperature Curve**



In addition to testing to BS476 Part 24, further independent furnace testing has been carried out in accordance with BS 7346 to simulate smoke extract temperatures of between 250 °C and 600 °C. The results allow us to tailor the insulation requirement for smoke extract systems where the gas/fume temperature is known.



## The Right System

In order that the Galloway Group can correctly tender the Fire Resistant ductwork system to meet your requirements there are various factors which require to be carefully considered and defined.

Any specification should therefore;

- Define the type of system ie (Smoke Extract / Kitchen Extract / Ventilation / Pressurisation).
- Determine whether the system is Duct type A (fire outside), or Duct type B (fire inside), or whether the requirement is for fire both inside and outside.

- Stipulate the required Fire Rating in minutes, in accordance with BS476 part 24 1987, for each of the following criteria

**Stability:**

**Integrity:**

**Insulation:**

These criteria will be determined by the design of the structure, for which guidance can be sought from the following publications;

**Scotland:** *The Building Standards (Scotland) Regulations, Technical Standards Parts D and E.*

**England & Wales:** *The Building Regulations, Approved Document B (Fire Safety).*

**Northern Ireland:** *The Building Regulations (Northern Ireland), Technical Booklet E.*

Dependent on the route and type of system, it may be possible to refine the Insulation requirement to prevent unnecessary over application. This is particularly true on smoke extract systems where a lesser thickness of insulation may be required to suit smoke temperatures, instead of full thickness insulation to suit fire temperatures.

**It is the Design Teams' responsibility to ensure that the correct system and criteria are selected to comply with the recommendations of the local regulatory authority.**

## Example Specification

The **Smoke Extract** ductwork should be constructed in accordance with the Fenland specification for Fire Resistant ductwork, to provide **120 Minutes Stability, 120 Minutes Integrity and 120 Minutes Insulation (or 120 Minutes fire Insulation to suit a smoke temperature of 300 °C)** when tested to the requirements of BS476 part 24 : 1987 by a recognised NAMAS/UKAS Accredited laboratory.

The ductwork systems should be manufactured and installed in accordance with BS5588 part 9 : 1999, and be capable of providing type **B** fire containment.

Under normal non-fire operating conditions the ductwork should conform to the class **C** pressure/leakage classification of the current HVCA DW/144 specification for sheet metal ductwork.

## Right First Time

The Galloway Group is committed to providing a quality product, on time with zero snags. Quality Accreditation to ISO 9002 is one method of control, but this achievement can only be maintained by the commitment of our greatest strength, our trained workforce.



## FIRAS

To further enhance our commitment and abilities the Galloway Group are pleased to have gained accreditation with FIRAS (an independent accreditation and training scheme run by Warrington Fire Research for the installers of passive fire protection products), and a number of our personnel have undertaken Operator, or Supervisor training.



FIRAS provides the Client with the assurance that the Fire Duct installation has been carried out by knowledgeable and competent Operators and Supervisors, and that the system will

perform as anticipated.

The FIRAS scheme has been developed with the support of a number of trade associations, including the Heating and Ventilating Contractors Association, as a result of this FIRAS training courses reflect best industry practice coupled with Warrington Fire Research Certification technical expertise.

As a FIRAS trained and accredited company, upon completion of a project, The Galloway Group are authorised to issue a Nationally recognised FIRAS Certificate of Conformity. This document signifies the satisfactory completion of the project within FIRAS requirements, and to the specification.

## Serving Your Needs Nationwide

Wherever the need for Fire Resistant Ductwork arises, the Galloway Group are on your doorstep. From our locations in Dundee, Dewsbury, Haverhill and Richmond, we have the facilities and personnel to serve your needs.

The Galloway Group have highly experienced Management teams, Supervisors and Operators who are all trained in the complexities of Fire Resistant Ductwork. Whether your need is for 1 linear metre, or 10,000 linear metres of Fire Resistant Ductwork. Whatever your requirements, The Galloway Group have the correct solution, if in doubt ASK.



Edinburgh Royal Infirmary

Project Portfolio


- AMC Cinemas
- Astra Pharmaceuticals
- Atlantic House - London
- British Home Stores
- Burger King
- Centre for Life
- City Inn Westminster
- Colt Communications
- Eastgate Shopping Centre
- Edinburgh Royal Infirmary
- Glasgow Royal Infirmary
- Greenside Leisure Development
- Greenside Office Development
- Grosvenor Casinos
- GSK House (Project Bridge)
- Haimyres Hospital
- Harry Ramsdens
- Holmes Place Leisure
- Kingsgate Shopping Centre
- Morrison St Office Development
- Nandos Restaurant
- New Norfolk & Norwich Hospital
- Newcastle Airport
- Nokia Communications
- Paddington Central
- Paddington Residential
- Peterborough Court
- Princess Margaret Hospital
- Project Saviour
- Royal College of Nursing
- Sandown Park
- South Tees Acute Hospital
- St Malachys School - Belfast
- The Gate - Newcastle
- The Lanes - Carlisle
- The Lowry Centre
- Warner Cinemas
- Whitehall Square - Belfast
- Woolgate Exchange



Holmes Place Leisure



British Home Stores



Burger King



Galloway Group

**Dundee:**

Arrol Road  
Wester Gourdie Ind. Est.  
Dundee DD2 4TH  
Tel: 01382 611444  
Fax: 01382 611403  
E: sales.dundee@gallowaygroup.co.uk



SHETLAND ISLANDS

**Dewsbury:**

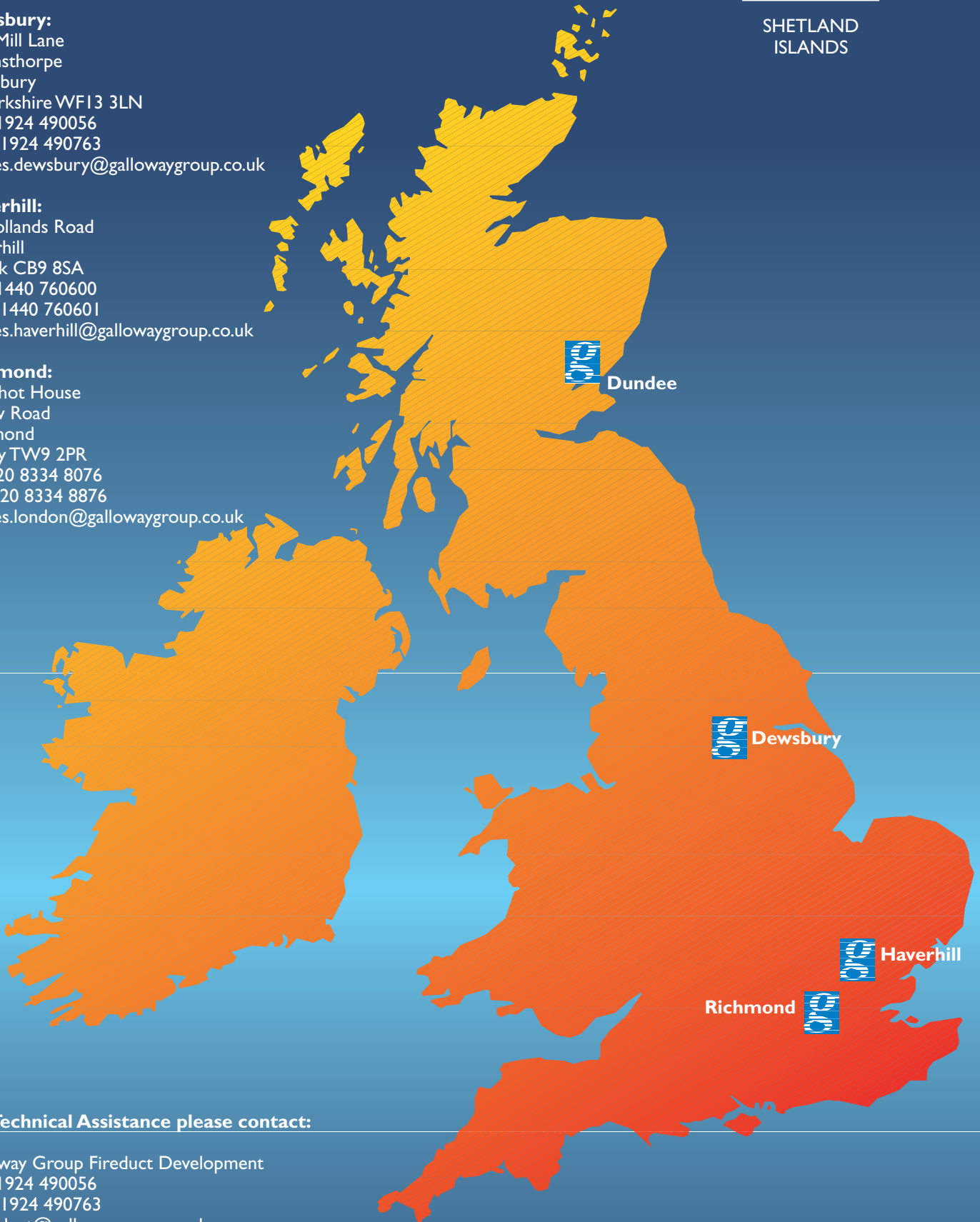
Low Mill Lane  
Ravensthorpe  
Dewsbury  
W. Yorkshire WF13 3LN  
Tel: 01924 490056  
Fax: 01924 490763  
E: sales.dewsbury@gallowaygroup.co.uk

**Haverhill:**

42 Hollands Road  
Haverhill  
Suffolk CB9 8SA  
Tel: 01440 760600  
Fax: 01440 760601  
E: sales.haverhill@gallowaygroup.co.uk

**Richmond:**


Parkshot House  
5 Kew Road  
Richmond  
Surrey TW9 2PR  
Tel: 020 8334 8076  
Fax: 020 8334 8876  
E: sales.london@gallowaygroup.co.uk



**For Technical Assistance please contact:**

Galloway Group Fireduct Development  
Tel: 01924 490056  
Fax: 01924 490763  
E: fireduct@gallowaygroup.co.uk

[www.gallowaygroup.co.uk](http://www.gallowaygroup.co.uk)





# Galloway Group

**FIRE RATED VENTILATION DUCTWORK SYSTEMS**



**FENLAND FIRE DUCT**